



NH KNIFE-BLADE

FUSE LINKS & FUSE BASES

gG NH 690V

fuse links



PROTECTING THE WORLD



RATED VOLTAGE
690V

RATED CURRENT
50A...100A

BREAKING CAPACITY
80kA

STANDARDS

IEC/EN 60269-1
IEC/EN 60269-2



Knife type NH gG 690V fuse links with top indicator

These high breaking capacity fuse-links are intended for protection of power lines and equipment, against overloads and short-circuits with rated voltages up to 690V (+5%).

The rated breaking capacity is 80kA.

Compact versions in low rated currents of every size.

The range comprises the following fuse links:

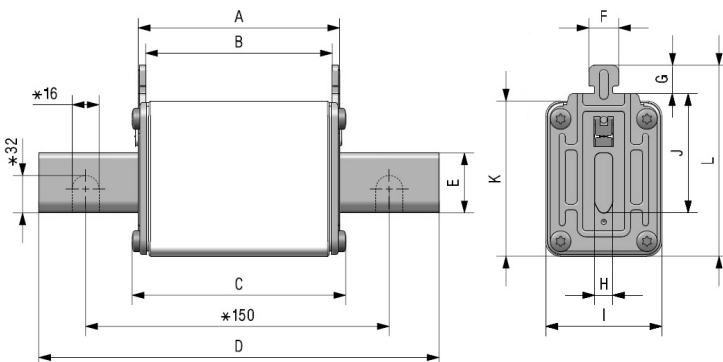
→ Size NH00 gG 690V 50A and 100A

Manufactured with ceramic body with high withstand to internal pressure and thermal shock, that allows a high breaking capacity. Knife contacts are made of silver plated copper or brass.

They are manufactured according to IEC/EN60269 Standards and comply with RoHS directive.



Dimensions



* Only for NH4 fuse links

A	B	C	D	E	F	G	H	I	J	K	L
49	44	52	78,5	15	10	9,5	6	29	35	47	59

Weight 180gr

Range

I_n (A)	REFERENCE	PACKING Uni /BOX
50	382050	3/60
63	382055	3/60
80	382060	3/60
100	382065	3/60



Technical data

Rated voltage	690V AC +50%
Rated current	50A...100A
Rated breaking capacity	80kA
Utilization category	gG
Rated frequency	42...62Hz
Storage temperature	-40°C ... 90°C
Operating temperature *	-40°C ... 80°C

* For ambient temperatures higher than 25°C it is necessary to apply a derating in maximum current.

DC Application

MAX DC VOLTAGE	DC BREAKING CAPACITY
250V DC	25kA

Power dissipation

I_n	POWER DISSIPATION	PREARcing I_t^2	TOTAL I_t^2 230V	TOTAL I_t^2 400V	TOTAL I_t^2 500V
(A)	(W)	≈ 4 ms (A ² s)	(A ² s)	(A ² s)	(A ² s)
50	4,7	4800	8574	10310	14630
63	6,1	6600	13805	16602	23571
80	7,0	11700	24472	29430	41786
100	9,0	21000	43925	52824	75000

Standards

IEC/EN 60269-1
IEC/EN 60269-2
RoHS Compliant

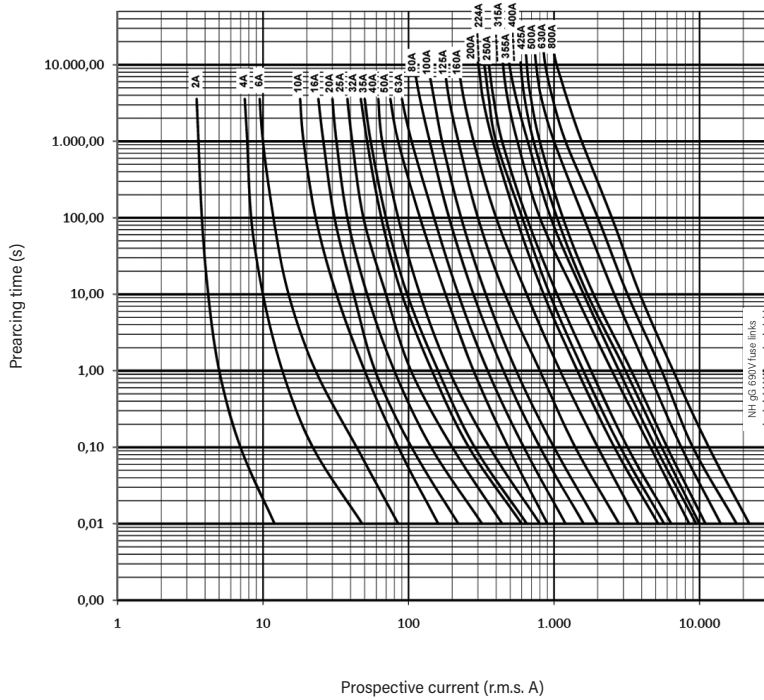


Materials

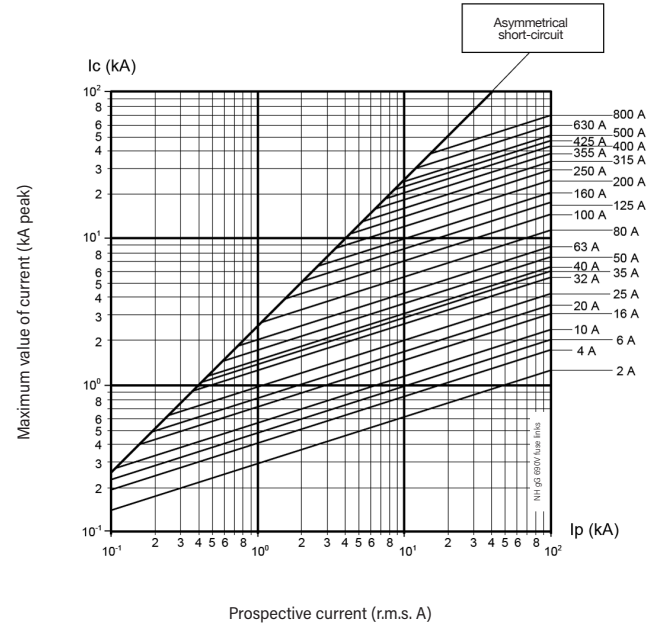
Body	Steatite C221
Contact blades	Copper or brass (silver plated)
Plates	Aluminium
Screws	Zinc plated steel



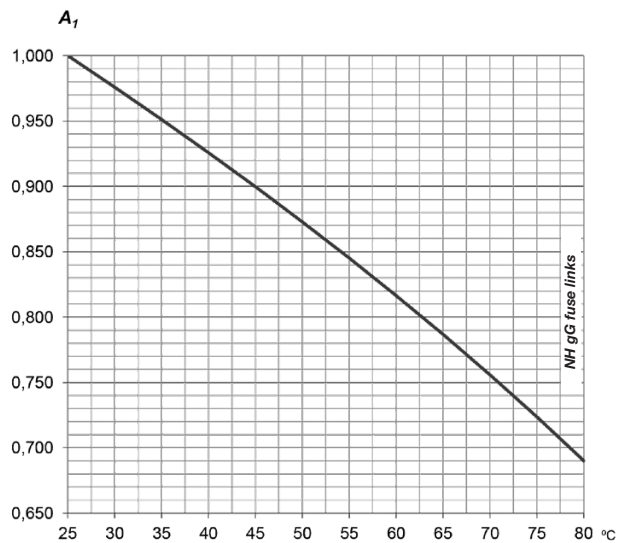
t-I characteristics




Cut-off characteristics



Ambient temperature derating factor



ta (°C)	A ₁
25	1,00
30	0,98
35	0,95
40	0,93
45	0,90
50	0,87
55	0,84
60	0,82
65	0,79
70	0,76
75	0,72
80	0,69



PROTECTING THE WORLD

HEAD OFFICE AND FACTORY

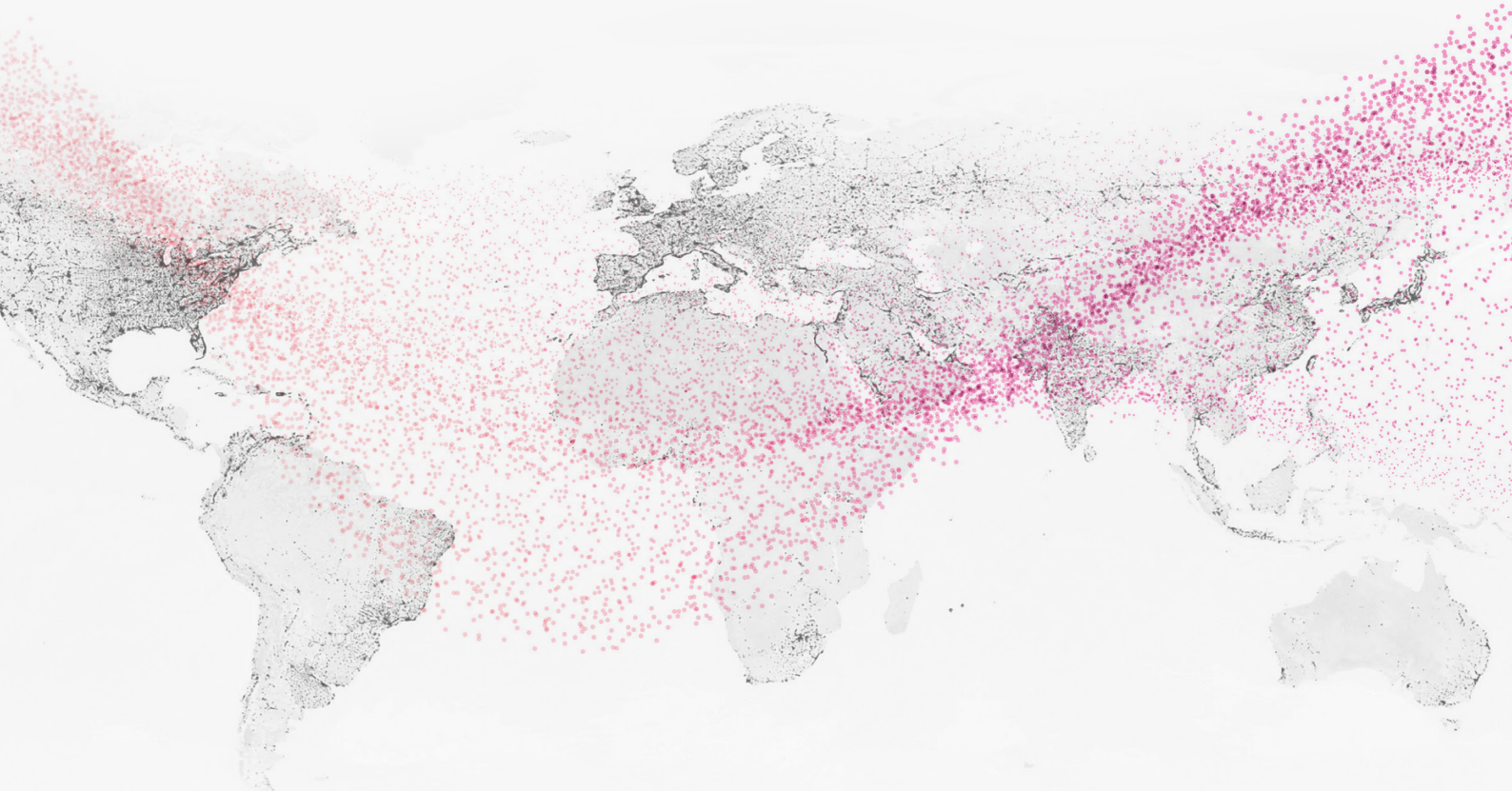
SILICI, 67-69
08940 CORNELLA DE LLOBREGAT
BARCELONA · SPAIN
Tel. +34 93 377 85 85
Fax +34 93 377 82 82

INTERNATIONAL SALES

Tel. +34 93 475 08 64
Fax +34 93 480 07 75
export@dfelectric.es

NATIONAL SALES

Tel. 93 475 08 64
Fax 93 480 07 76
comercial@dfelectric.es



dfelectric.es



According to the waste of electrical and electronic equipment directive, electrical material should not be part of the usual waste. This symbol alerts users that these products should be recycled according to local environmental waste disposal regulations.



The "electro technical expert" logo marked on the products included in this data sheet indicates that the installation of these products must be carried out by expert personnel with specialized knowledge.



To prevent electrical hazards, carry out the installation without voltage.



Safety notice
Please capture the following QR code and read our safety notice carefully before installing our products.



The data reflected in this technical record are subject to the correct installation of the product in accordance with manufacturer's instructions, relevant installation standards and professional practices, maintained and used in applications for which they were made.

The products described in this document have been designed, developed and tested in accordance with specific standard. They are considered components that are integrated as part of installation, machine or equipment. The correct general operation of the referred product is responsibility of the manufacturer of the installation, machine or equipment.

DF ELECTRIC cannot guarantee the characteristics of an installation, machine or equipment that has been designed by a third party. Once a product has been selected, the user must verify that it is appropriate for its application, through the verifications and/or tests that it deems appropriate.

DF ELECTRIC retains the right to change the dimensions, specifications, materials or design of its products at any time with or without notice.

©2020 DF Electric. All rights reserved